




PRODUCTS

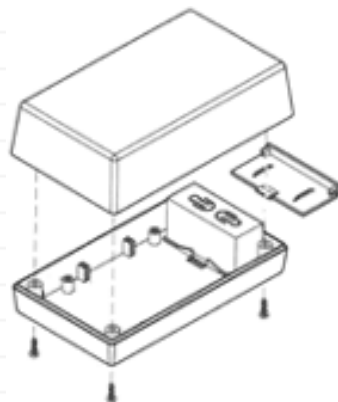
- [Products Home](#)
- [Size Table](#)
- [Accessories](#)
- [Customization](#)
- [A-Series](#)
- [C-Series](#)
- [CA-Series](#)
- [CH-Series](#)
- [G-Series](#)
- [H-Series](#)
- [M-Series](#)
- [R-Series](#)
- [RX-Series](#)
- [S-Series](#)
- [SL-Series](#)

Products: S-Series 252 (9V)



MODEL	LENGTH	WIDTH	HEIGHT	DRAWINGS	
				(.pdf)	(.dwg)
252 (9V) 	5.630"	3.250"	2.010"		
Click to view circuit board diagram (359/332, 459/432)					

FEATURES



- Two-piece standard design
- Circuit board mounting bosses
- 9V battery compartment with contactors
- Wall mount option (select models)
- Assembly with four screws
- Customization available
 - two insert areas/I-Plates (top and bottom)
 - machining
 - pad printing

COLORS



Black



Almond



Gray

Custom Colors Also Available

[RETURN TO TOP](#)

ACCESSORIES (Click an accessory for compatible models and part numbers)



Grid and Clad Prototyping Boards
(P/N 359/332, 459/432)




Pocket Clip



Key Holder



Non-Skid Feet (P/N 50)



Wall Mount

[RETURN TO TOP](#)